


Safe Transport of Dry Ice

Carbon dioxide gas can build up in Container and leak in the vehicle

- Dry Ice will generate carbon dioxide gas and in an enclosed vehicle can lead to an unsafe atmosphere.
- Higher temperatures in the vehicle and poor ventilation will increase the speed of carbon dioxide gas build up.



- Minimize the time for Dry Ice in a vehicle. A dangerous level of carbon dioxide can build up in less than 20 minutes.
- Carrying Dry Ice in passenger cars is not recommended.
- Always keep ventilation inside the vehicle.

Dry Ice cold and pressure hazards

- Dry ice is very cold -78 °C, touches with bare skin or eyes can cause cold burns.
- Dry Ice when put in a sealed container, pressure can build up to an unsafe level.



- Always wear gloves that provide thermal protection when handling Dry Ice.
- Try to avoid the container 100% sealed.
- Handle Dry Ice for the minimum amount of time possible.

Dry Ice can move in vehicles

- Containers or packages of dry ice can cause injury and damage if they can move when the vehicle is in motions or during braking.
- Any unrestrained dry ice container or package is a hazard.



- Ensure containers and packages are evenly loaded and secured to prevent movement during motions or emergency braking.
- Ensure vehicle is not overloaded.

Dry Ice can be heavy and difficult to handle

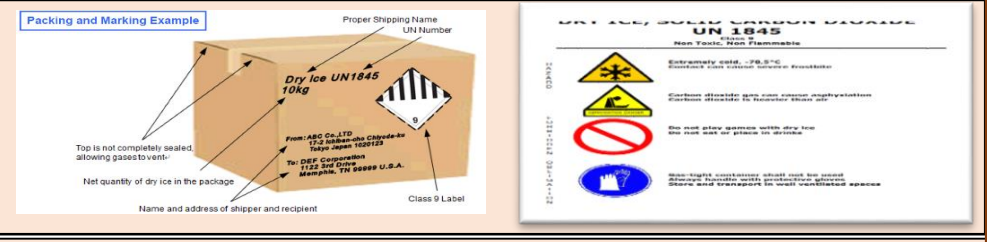
- Containers and packages of Dry Ice can weigh up to 200kg.
- During loading or unloading, injuries can occur from incorrect manual handling.



- For heavy containers use mechanical aids or get help to load and unload the vehicle.
- Wear proper PPE

Product Hazards


- Labels show the hazards and weight from packages containing Dry Ice, and are the only way to positively identify the contents of a container.



- CO2 gas is heavier than ambient air, and hence leaking CO2 settles at floor level enhancing danger.
- Dry ice is extremely cold (-78 °C) and can cause frostbite.
- Dry ice particles coming in contact with eyes can cause severe eye injury.
- Protective footwear shall be worn. All safety shoes shall conform to the requirements of a recognized standard.
- Reference: AIGA 103, Guidelines For Safe and Hygienic Handling of Dry Ice

Emergency Actions

- If you feel unwell or suspect a build up of carbon dioxide:
- Stop the vehicle as soon as possible and get out, ventilate the vehicle – open all the doors.
- If you suspect a gas build up in a parked vehicle, do not get in it.



- Call your Dry Ice supplier for further advice or support.

Personal Protective Equipment (PPE)

- Dry ice is very cold -78 °C, touching with bare skin or eyes can cause cold burns.
- Always wear gloves that provide thermal protection when handling Dry Ice.
- Wear safety shoes to protect your foot and safety glass to protect your eye.
- Reference : AIGA 066, Selection of Personal Protective Equipment.



- Risk assessments shall be conducted and documented in each work area to assess the risks related to the process, relevant tasks and activities associated with the work area.

